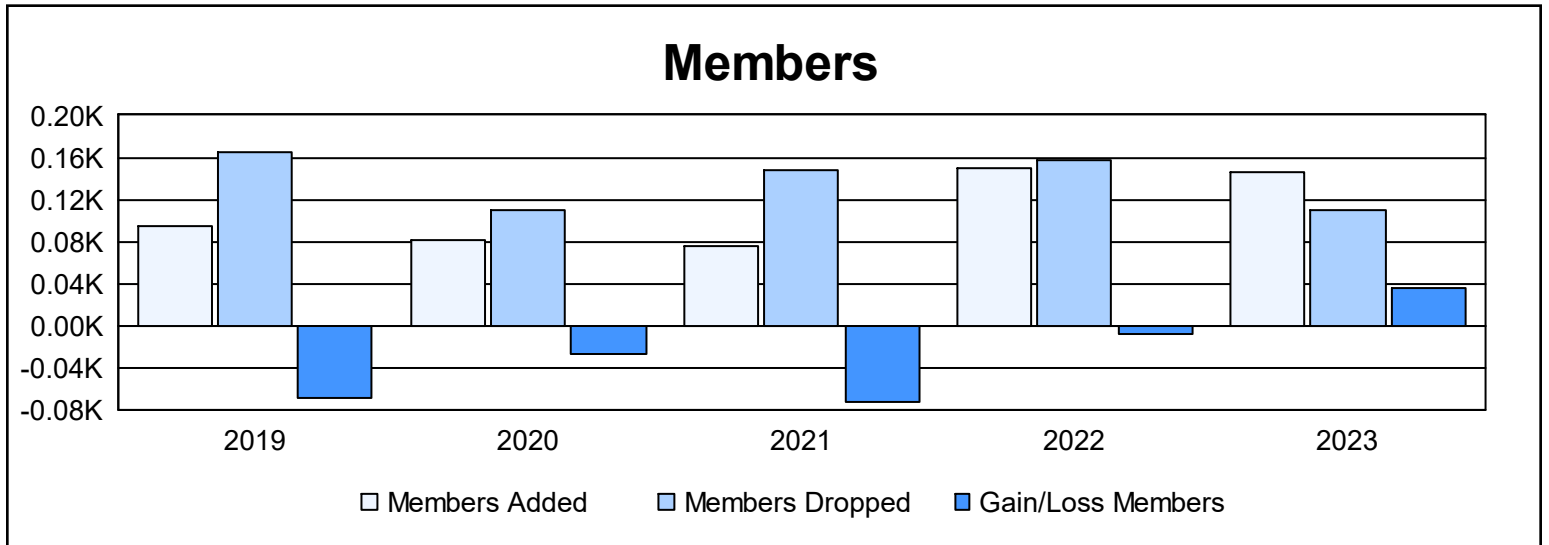
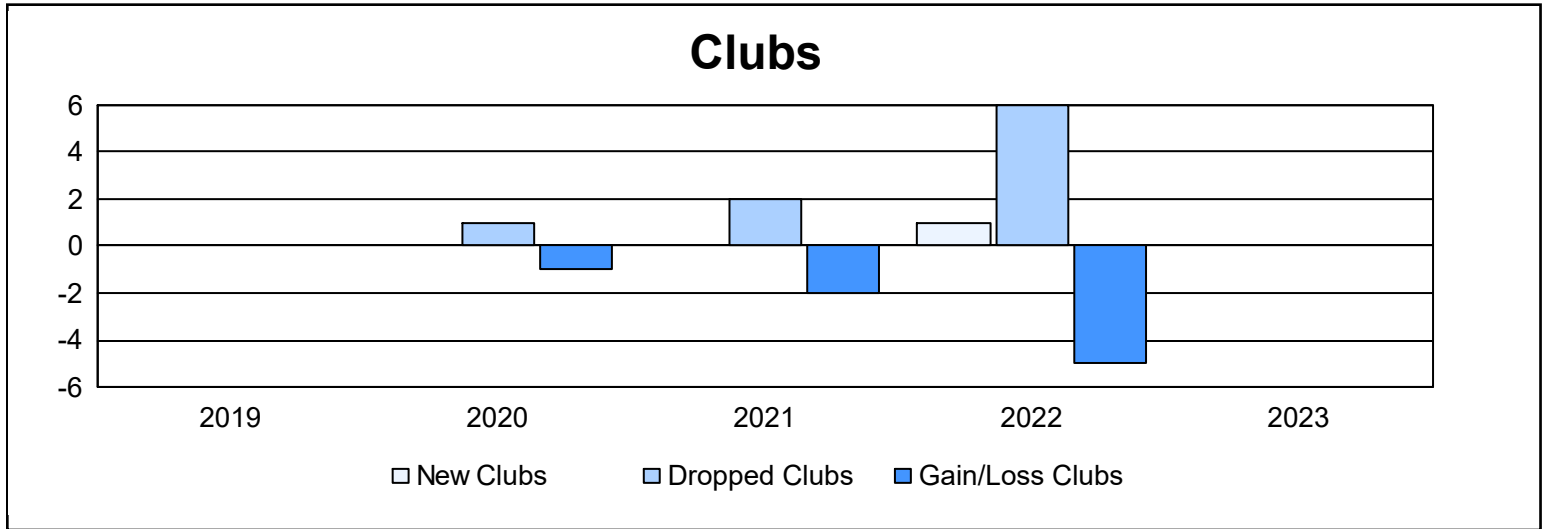
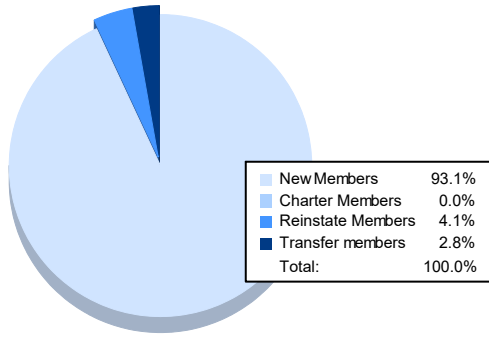


Year	New Clubs	Dropped Clubs	Gain/ Loss Clubs	New Members	Charter Members	Reinstate Members	Transfer Members	Total Member Added	Total Members Dropped	Gain/ Loss Members
2018-2019	0	0	0	80	1	14	0	95	164	-69
2019-2020	0	1	-1	75	0	5	2	82	110	-28
2020-2021	0	2	-2	62	0	11	3	76	148	-72
2021-2022	1	6	-5	86	40	16	7	149	158	-9
2022-2023	0	0	0	135	0	6	4	145	109	36
<b>Average</b>	<b>0</b>	<b>2</b>	<b>-2</b>	<b>88</b>	<b>8</b>	<b>10</b>	<b>3</b>	<b>109</b>	<b>138</b>	<b>-28</b>



### Membership Composition June 2023 Cumulative



### Gender Composition June 2023 Cumulative

